



# ST II DOOR







# STII

## High Performance Commercial Door



The STII Commercial Door has been designed to be suitable for high traffic commercial applications but maintaining the exceptional thermal performance expected by today's standards.



The ST Door offers high levels of both thermal insulation achieving a U value of 2.2 W/m<sup>2</sup>K. This low U value can help building designers to achieve their Target Emissions Rate (TER) by being offset against the allowable U value of 3.5 W/m<sup>2</sup>K for high traffic doors when calculating the Building Emissions Rate (BER).

This performance means that the STII Door can achieve an area weighted U value of 1.8 W/m<sup>2</sup>K for doors without midrails and 1.9 W/m<sup>2</sup>K for doors with midrails depending on size and glazing specification,

Available with a concealed adjustable door closer compliant with the 2010 Equality Act. Approved as per document M and BS8300

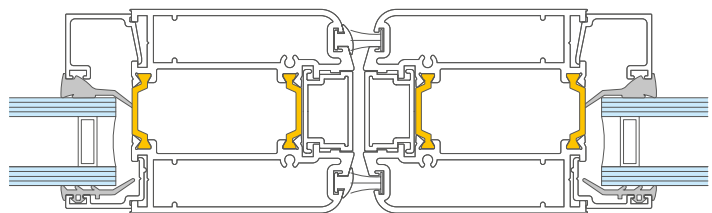
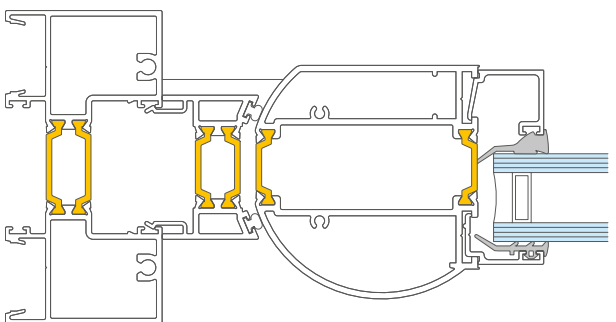
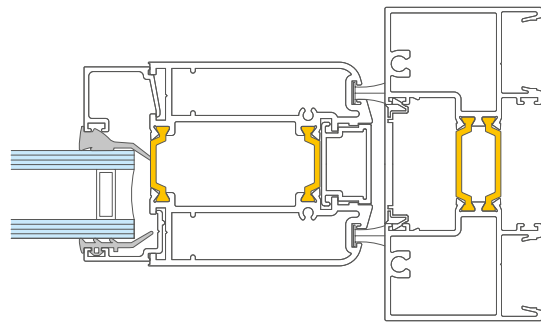
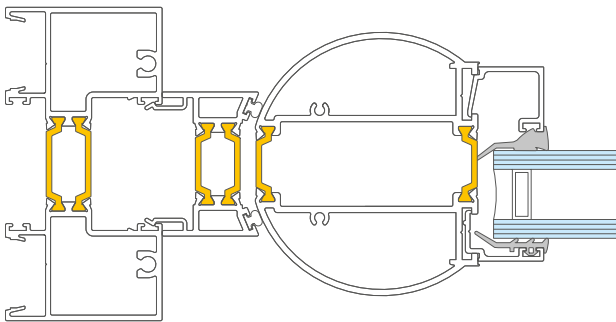
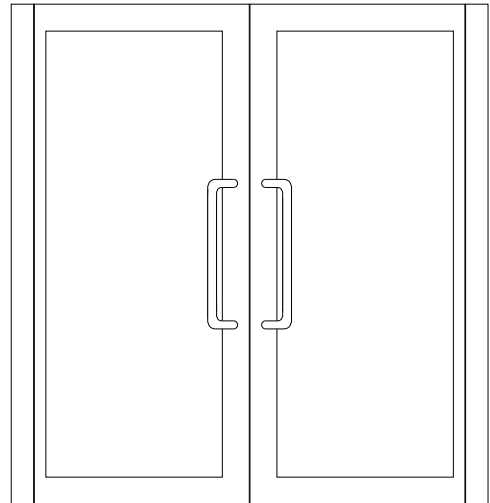
Adjustable for strengths EN1 to EN4 (BS EN 1154) allows fine adjustment on site, it removes the need to stock multiple closers.

- Multi-point lock with lever / lever handles
- Two electromagnetic locks to lock stile / jamb
- Surface mounted panic bolt with vertical rods

# ULTIMATE VERSITILITY

## The perfect door for all projects

- High Traffic door for all commercial applications
- Flexible position fixing plate within the stile profile securely fixes hardware
- All accessories are designed to fit easily within frame and door profiles
- Secure locking with a soft-stop function
- Dedicated profile pocket filler maintains a quality finish to door Edges
- Door stile end mouldings provide improved finish and allow continuous sealing across the bottom of the door leaf
- Based on existing frame profiles, reducing tooling investment
- Extensive range of functional options including anti finger trap
- Can be suited with other systems within the Sapa range
- Available with dual colour finishes for ultimate design flexibility
- Glazing options up to 44mm
- Doors can be up to three metres in height to suit all project sizes
- Door weights can be up to 100Kg for centre pivot and 140Kg for hinged rebated doors



# EXTENSIVE TESTING

The perfect door to meet security performance

STII single and double doors have successfully completed an extensive testing regime for PAS24 security covering standard locking options, panic devices and electromagnetic locks. STII is the ideal choice for any project.

## Tested to the relative clauses within PAS24: 2012

STII Double Leaf, Pivoted, Glazed Maglock and Mechanical Lock Door

STII Double Leaf, Pivoted, Glazed Panic Door

STII Single Leaf, Pivot and Glazed Maglock Door

STII Single Leaf, Pivoted, Glazed Panic Door

STII Double Leaf, Pivot Door including Low Threshold and ST Framing System

STII Single Leaf, Pivot Door including Low Threshold and ST Framing System

All doors tested with options for:

- Pivot anti finger trap stiles
- Low threshold
- Fixed light framing

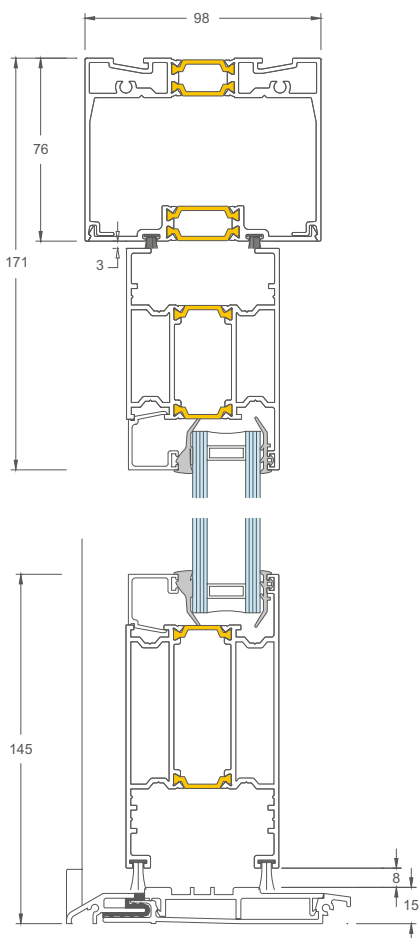
## 2010 Equality Act Compliant

Available with specialist door closers adjustable for strengths EN1 to EN4 allowing for fine adjustment on site and removing the need to stock multiple closers.

The closer meets all the requirements of document M and BS8300.

Also available with compliant low threshold and pull handle options.





## SPECIFICATION

### SINGLE DOOR:

- Sash Size Max. Centre Pivot 1100mm (W) x 3000mm (H) or  
Rebated 1300mm (W) x 3000mm (H)
- Sash Size Min. Centre Pivot 400mm (W) x 1950mm (H) or  
Rebated 300mm (W) x 1950mm (H)

### DOUBLE DOOR:

- Sash Size Max. Centre Pivot 1100mm (W) x 3000mm (H) or  
Rebated 1300mm (W) x 3000mm (H)
- Sash Size Min. Centre Pivot 400mm (W) x 1950mm (H) or  
Rebated 300mm (W) x 1950mm (H)
- Fixed lights: 5m<sup>2</sup>

Glazing Thickness to 46mm

Door weight to 100Kg (Centre Pivot) or 140Kg (Rebated) H and W combination must not exceed weight limit

Tested to PAS024

### WEATHER PERFORMANCE

Capable of BS6375-1:2015 watertightness levels :-

Centre Pivot AFT single door - Class 3A (100 Pa)

Hinged Rebated single door - Class 5A (200Pa)







Albert Drive, Silkwood Park  
Wakefield WF5 9TG  
UNITED KINGDOM  
[www.technal.co.uk](http://www.technal.co.uk)

Part of  
**sapa:**

